

Parent
Information
Meeting
Year 1



Welcome

Content:

- Information
- Communication
- Curriculum
- Policies
- Expectations
- Q&A



Housekeeping

- Phones off/ on silent please
- In the event of a fire, the exit door is at the back of the room.
- The Fire Assembly point is in front of the main office, by the black fences.



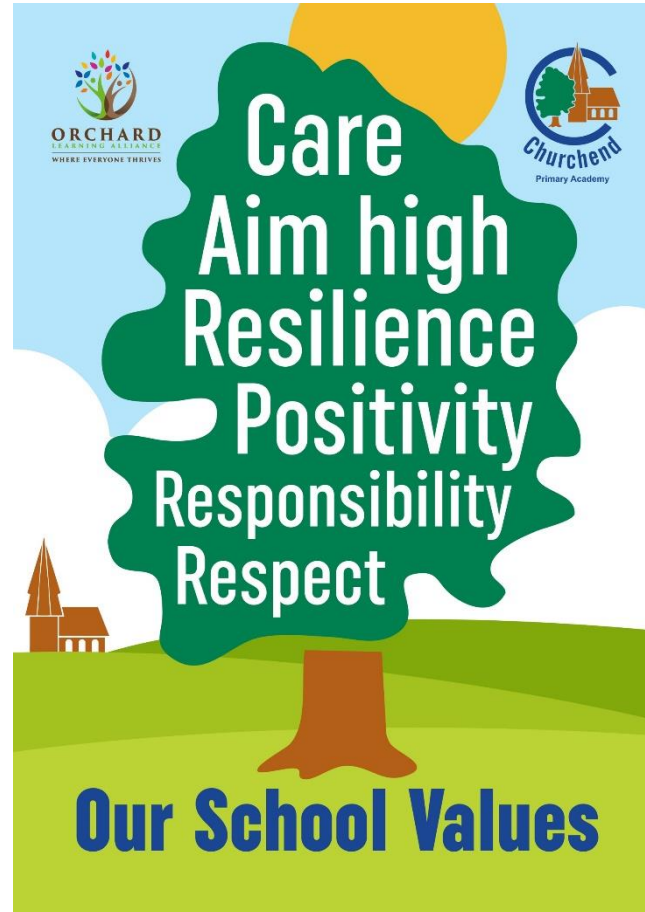
Our Vision

THE BEST VERSION OF OURSELVES

- Children are prepared for the next stage of their life.
- Children to be happy and enjoy every aspect of their learning
- Children have self-belief, confidence and seek new opportunities.
- Children are resilient and independent learners.
- Children are respectful members of their diverse community and make a positive contribution.
- Children are curious, lifelong learners who maximise individual potential and are empowered to meet the challenges of a rapidly changing world.



Churchend Values




Our Behaviour Values



I am respectful




I am careful




I am responsible



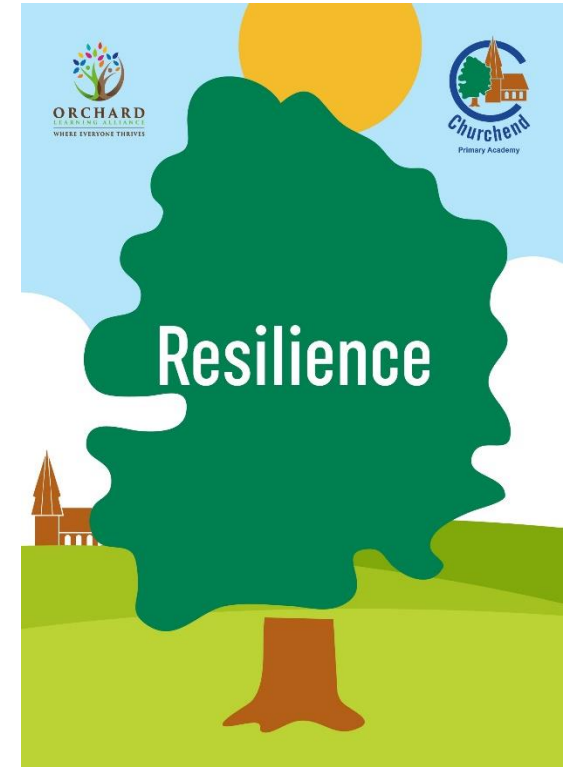
Our Learning Values



I aim high



I am positive



I am resilient



Safety and Welfare

Safeguarding is the action that is taken to promote the welfare of children and protect them from harm

With safeguarding at the front of our mind, we would like to remind you of our access arrangements:

- If your child is coming to breakfast club, or morning club such as judo or performance club, they will enter through the side door where a register is taken so we know who is on the school premises.
- If your child is coming into school early for any other reason, please make sure your child enters school through the main office where the office staff will make sure they are registered.
- We use a coloured lanyard system for all our adults in school (volunteers, staff, trades people, etc) so we know who has permission to be in school.
- If you need to see your child's teacher, please book an appointment either with the office or arrange with your class teacher for a mutually convenient time. After school is preferable as in the morning, we want to avoid any delays in starting the school day.

Everyone has a responsibility to keep children and young people safe



Safety and Welfare

Safeguarding is the action that is taken to promote the welfare of children and protect them from harm

With safeguarding at the front of our mind, we would like to remind you of our access arrangements:

- Please be aware that when wanting to speak to a teacher after school, you will need to wait until the class is dismissed.
- Parents should not enter the school building unless they have a pre-arranged appointment or are accompanied by a member of staff.
- May we remind you that the adventure playground is out of bounds **before and after** school and **no-one** should be on their scooters and bikes as they enter the school gates to avoid collisions.
- Any emergencies or illnesses need to be recorded through the office.

Everyone has a responsibility to keep children and young people safe



Policies and Practices

- Our behaviour strategy uses a **therapeutic approach** to behaviour with the aim of promoting positive behaviour. When necessary, we use a Behaviour Steps method to identify appropriate educational and protective consequences. Please see the website for more information.
- All medication needs to go through the office where parents or carers will need to complete a medical consent form. We do keep certain medical equipment in the classroom for those children that have a medical plan.
- We have a firm no bullying policy at Churchend Primary Academy. Please talk to your child's teacher as the first port of call if any problems occur, so we can sort these out appropriately and in a timely manner.



Communication



- **Our website**
- **School text messages**
- **Letters or Emails**
- **Monthly School Newsletter from Mrs Slocombe**
- **Parent Consultations** - twice a year in the Autumn and Spring
- **Reports** - Summer term
- **Informal** - posters on the door
- **Class teacher** – please speak to the class teacher about any concerns you have first.

Please try to put phones away and remove headphones when you pick your child up from school, they will be excited to tell you about their day.



Key Times of the School Day

8:35am School gates open.

8:45am No more entry via school gates as classroom doors are closed. Registration

8:50am School gates are closed.

8:55 -9:14am Children arriving after 8:55am and until 9:14am are marked as 'Late'

9:15am Children arriving after this time is marked as 'absent' for the session. This is an unauthorised absence. NB:If the gates are closed and pupils are signed in in the school office, they are only marked as late after 8:55am/9.15am

3:15pm End of school day

3:40pm Children not collected by this time will be taken to our After School Club and will incur cost of the session.

**Attendance matters – please bring your
child on time to school every day!**



Curriculum - English

- We follow the National Curriculum for English
- We use high quality texts and first hand experiences to inspire and learn writing skills.

Focus areas:

- Handwriting is a consistent size.
- Begin to join handwriting with correct diagonal strokes, at the end of Year 1.
- Write narratives and from real life experiences
- Write for different purpose Inc. poetry, instructions
- Plan aloud, write and check their work
- Write sentence-by sentence

Grammar focus areas:

- Use terms noun, adjective.
- Write statements, questions, commands, and exclamation
- Expanded noun phrases



Curriculum - Maths

- We follow the National Curriculum for Maths
- We teach using the White Rose Maths scheme and resources, which sequences learning



	Week 1	Week 2	Week 3	Week 4	Week 5	Week 6	Week 7	Week 8	Week 9	Week 10	Week 11	Week 12
Autumn term	Number Place value (within 10) VIEW				Number Addition and subtraction (within 10) VIEW				Geometry Shape VIEW	Consolidation		
Spring term	Number Place value (within 20) VIEW	Number Addition and subtraction (within 20) VIEW		Number Place value (within 50) VIEW		Measurement Length and height VIEW		Measurement Mass and volume VIEW				
Summer term	Number Multiplication and division VIEW		Number Fractions VIEW		Geometry Position and direction VIEW	Number Place value (within 100) VIEW		Measurement Money VIEW	Measurement Time VIEW		Consolidation	

Focus areas:

- Place Value
- Reading and writing numerals and number words
- Fluent in addition/subtraction facts within 10
- Add/Subtract across 10s boundary
- Counting to 100
- Number patterns
- Add/subtract within 100
- Early multiplication by grouping, and division by sharing
- Precise language for 2D and 3D shapes




Read Write Inc - Phonics

- Early reading skills are taught using the Read Write Inc (RWInc) synthetic phonics scheme.
- RWInc is a phonics programme which helps all children learn to read **fluently** and **at speed** so they can focus on developing comprehension, vocabulary & spelling skills
- Through daily lessons, children:
 - learn 44 sounds and the corresponding letters/letter
 - learn to read words using Fred talk and sound blending
 - read from a range of storybooks and non-fictions books matched to their phonic knowledge
 - develop comprehension skills in stories by answering 'Find It' and 'Prove It' discussion questions
- Reading books are fully decodable and they are changed every Friday.
- Children may be given the same book more than once to re-read and develop their confidence and fluency.



Science

- We follow the National Curriculum for Science
- Our Science topics include:
 - Animals, including Humans
 - Plants
 - Use of everyday materials
 - Seasonal changes (ongoing)



Broad and Balanced Curriculum

- We follow the National Curriculum for all other subjects.
- These include Geography, History, Art and Design Technology (DT).

- Our topics include:

- Our Local Area
- Dinosaurs
- History of Flight
- Australia
- Toys
- UK & Weather

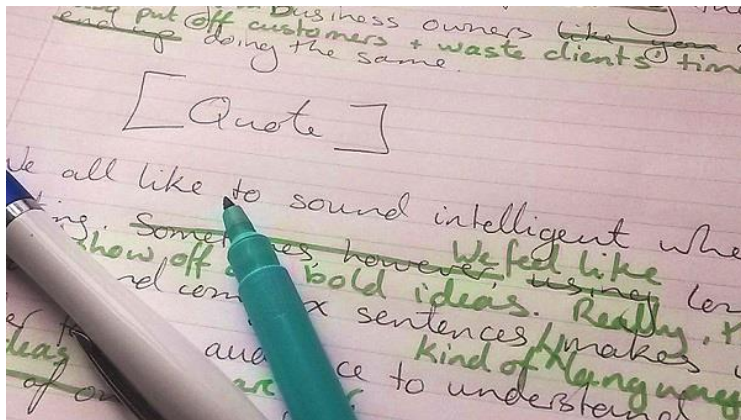


- We are currently planning some exciting educational trips this year to tie in with our curriculum. These include visits to Prospect Park, St. Michael's Church and the Story Museum in Oxford.
- We keep a careful eye on costings of visits to ensure we aren't asking families to pay too much. All children are expected to attend the trip and if we do not receive enough funding, we may have to cancel the trip. Families can over-pay to support those families who struggle to pay. If you are struggling to pay, please speak to Mrs Baines via the school office.



Feedback and marking

- Feedback is intended to develop pupil independence.
- This may be **verbal or written** and normally takes place during the lesson. Educational research shows feedback at the point of learning has the most impact on pupils' work.
- Pupils will make edits and correction to work in **green pen**.
- Teaching Staff give written feedback in **purple pen**.



Assessment

- Most assessment will be done every day through talking with the children and looking at their daily work.
- A phonic assessment is completed every 6 weeks. Once children have completed the Reading Write Inc (RWInc) phonics scheme, a benchmarking system is used to assess decoding and comprehension skills.
- Reading and maths skills are assessed against national curriculum standards using NFER tests 2 times a year. This helps us to assess if there are any gaps in learning and informs our planning.
- There will be a Year 1 Phonics screening check before the end of the Autumn term. National assessments in Phonics take place in the summer term.



Expectations

We have high expectations of all children

- Positive attitude
- 'Have-a-go' ethos
- High expectations of attainment
- Work independently
- Take responsibility for their own learning and behaviour

Rewards

- Follow the therapeutic behaviour approach and are often verbal. However, we do use a House system for rewarding good behaviour and learning and use this as a class reward. We also give out certificates and stickers.



Behaviour Expectations

We have high expectations of all children

- As mentioned already, we use a therapeutic approach to behaviour which promotes positive behaviour.
- We use a Behaviour steps method to support children when they have made a poor decision with regards to their behaviour. We use educational and protective consequences which supports them in making a better choice moving forward.
- We will notify you where your child has made a poor choice and if necessary, ask you to meet with us to discuss next steps.
- If relevant, we may ask Mrs Clark or Mrs Smithers to join us to best support your child.

We politely ask that you support us when we need to use an educational or protective consequence.





THE ZONES OF REGULATION™



Taught and referred to regularly, across the school from the Summer Term in Reception.

Helps children to recognise, name and manage their emotions.

Based on 4 colours:

The ZONES of Regulation

Green Zone

Ready to Learn

Calm

HAPPY

FOCUSED

Feeling Okay

Blue Zone Sad Bored Tired Sick	Green Zone Happy Focused Calm Proud	Yellow Zone Worried Frustrated Silly Excited	Red Zone overjoyed/Elated Panicked Angry Terrified

Children develop their own 'toolkit' of strategies to help them to return to 'green' where they are calm, happy and focussed.



Homework

- Homework supports, extends and consolidates the learning covered in the classroom while supporting children to develop self-discipline.
- We have based our Homework around learning key concepts in mathematics and English.
- Please support your child and help them to establish a good routine. Please set aside a little time each day to complete the homework as little and often is best.
- Reading is to be done daily.
- Red and Green Words are sent home on Mondays
- Books are changed on Fridays.
- Log-ins for Times Table Rockstar/Numbots will be shared in the next week.



How to help your child with reading

- Help them to break down new words remembering to segment the phonemes. Can they use picture or context clues?
- Talk to them about the book asking questions such as *what has happened so far? What do think will happen next? Why did that character say that? How is this character feeling and why? How do you know this? How can I find information about...?*



How to help your child with phonics

- Playing games with them and making it as active as possible.
- Looking for phonemes around the local environment and in their reading books.
- Helping them to blend and segment both real and alien words to help reinforce their learning of digraphs and trigraphs.
- Phonicsplay.co.uk and other online resources are available.
- More information about specific activities will be put on our website or see your class teacher.

**Ruth Miskin
Training**



ruthmiskin.com/parents/



School Uniform

Uniform is an important part of the children's learning as education equips them for future life. It links to our Behaviour Policy.

Please ensure your child comes to school every day in their full school uniform with black shoes and not trainers.

- Long hair needs to be tied up with hair ties in the Academy colours (blue or gold).
- The only jewellery the children are allowed are watches and stud earrings. Children are not allowed hooped earrings, bracelets or any other jewellery as this can become a health and safety issue. Children are also not to wear nail varnish.
- Children will be allowed to come to school in their PE kits on their PE days; however, please ensure that their kit is in line with the Academy uniform policy of dark blue polo shirts and shorts or tracksuit bottoms with a plain navy sweatshirt / hoodie. Children are not to wear football tops, active wear or coloured tracksuits.
- Nursey and Reception children need to come in their uniform every day and will get changed for their PE session in school as this is part of their developmental milestones.

Mrs Baines runs a second-hand uniform sale every half term and sells high quality uniform at a very low cost. Please make the most of these opportunities and never worry about coming to ask for uniform sooner if you need it.

A full list of the Academy uniform can be found under the parent tab on our website.



General Information

- **Uniform-** please make sure this is labelled!
- PE kit to include tracksuit and trainers **with VELCRO unless able to tie laces.**
- **Book bags and readers** need to be in school every day.
- **Water bottles** every day. Please do not send squash.
- **Sun hats** and sun cream to be put on at home in the summer.
- **Volunteers** - we always welcome volunteers to help with changing reading books and reading with the children. Please speak to the staff in the school office if you are interested so that relevant checks can be completed.



Snacks

- There will be a piece of fresh fruit available each day for your child.
- You are welcome to provide your own snack for your child, but please make sure it is a fruit or vegetable snack.
- The same is expected if you send a packed lunch.
- We are a **no nuts** school. This includes Nutella spread.



Parking

Regrettably, there is no on-site parking for parents who drop off children for an 8:45am start.

The car park is for staff only. However, the left-hand gated car park can be used by parents who are dropping / collecting children who attend Breakfast or After School Clubs.

As with all schools, parking in local streets is very difficult at peak times.

Please respect the double yellow and zigzag line markings and also residents' driveways along Usk Road in order to keep all children safe.

Where possible, we encourage families to walk/scoot or cycle to school.



General

- Please pre-order School dinners online. **If forgotten, the children will be given tomato pasta.**
- If your child has a sickness bug including vomiting, please keep them off for 48hrs and let the office know.
- If someone else is collecting your child, please inform us beforehand in person preferably, or by phone or email so we can release your child to their care safely.



Questions

